


TECHNICAL DATA

S81 capacitance coolant level switch

FOZMULA
INNOVATION IN SENSORS



The **Model S81** is an active device which is designed to give an alarm signal if fluid falls below a preset level. It will only signal an alarm after a few seconds of low level to eliminate false alarms due to turbulence.

The fact that the **Model S81** has no moving parts and incorporates a built in delay means it is ideal in applications where mechanically operated switches mis-trigger due to vibration and fluid turbulence.

SPECIFICATION

Electrical Rating

Supply Voltage: 5 VDC or 7 - 35 VDC
Supply Current: 1.5mA + source output
Max. Load Current: 1.0A (sink) or 20mA (source)
Alarm Delay Time: 0 - 25 secs rising or falling (factory set)
Connection: 4 way DIN 72 585 connector
Start up Delay: 1 - 5 secs

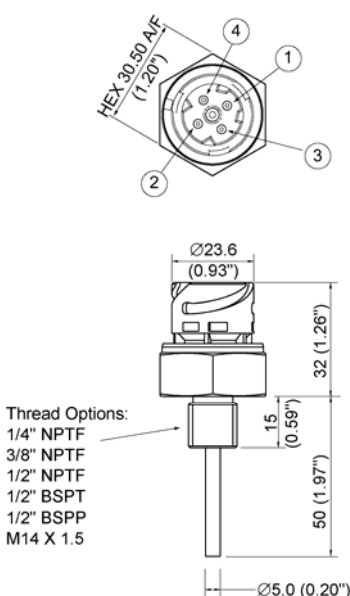
Fluid Types

Water based fluids compatible with Brass, PTFE and NBR rubber

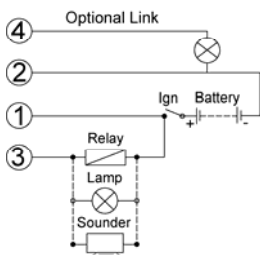
Environmental Ratings

Sealing: IP67
Max. pressure: 5.0 Bar (72 psi)
Temp. ranges: Fluid: -40°C to +130°C (-40°F to + 266°F)
 Storage: -40°C to +140°C (-40°F to + 266°F)
Weight: 53g (2 oz)
EMC: Type approval to EN ISO 13766:2006

Note: Torque setting on installation should not exceed 22Nm. Unit should be tightened with a 31mm ring spanner or 31mm socket.



4: Output 2 Source 5V or V+
 2: GND Negative power supply or GND
 1: V+ Positive power supply
 3: Output 1 Transistor switched to GND (Sink)
 Body Not connected



Construction

Body: Brass
Probe: PTFE
Terminals: CZ 121 Brass, Nickel Plated
Seals: NBR rubber
Connector: 30% Glass Filled Nylon 6
Thread sealant: Vibra Seal 516



Connections

See diagram below
 Note: Outputs are factory selectable and dual outputs on output 1 are available on request.

Vibration (15.3 grms)

3 orthoganol planes for 3 hours per plane

Frequency (Hz)	G2/Hz
24	0.4
60	0.5
100	0.5
240	0.1
2000	0.1

Testing performed in accordance with BSEN 60068-2-64:1993

Optional accessories:

Mating connector kit to suit harness wire cross sectional area of 0.5 to 1.5mm²:

Our Part no C/K2
Description Connector kit comprising of:
 Crimp Terminals (x4)
 Cable seals (x4)
 Connector assembly 4 way (x1)

Berrington Road | Leamington Spa | Warwickshire CV31 1NB | UK

Tel: +44 (0)1926 466700 | Fax: +44 (0)1926 450473 | www.fozmula.com

www.fozmula.com

E. & O. E. © Fozmula Limited. August 2008 Issue No. 3

Since the suitability of these products depends upon a wide range of factors not in our control, Fozmula Limited expects and understands that you will conduct the testing and evaluation necessary to determine that these products are suitable for your application. Whilst every effort is made to ensure the above details are correct at the time of printing, Fozmula Limited reserves the right to make material changes, and or technical changes without notification.