

## TECHNICAL DATA

### S86 capacitance coolant level switch

**FOZMULA**  
INNOVATION IN SENSORS



The **Model S86** is an active device which is designed to give an alarm signal if fluid falls below a preset level. It will only signal an alarm after a few seconds of low level to eliminate false alarms due to turbulence.

Containing a programmable microprocessor, the switch can offer one or two output pins which can sink to ground or supply a source voltage, or both. Its tiny footprint with limited intrusion into the tank means a reduced risk of damage and a wide range of options and customisations makes it suitable for most applications.

## SPECIFICATION

### Electrical Rating

**Supply Voltage:** 5 VDC or 7 - 35 VDC  
**Supply Current:** 1.5mA + source output  
**Max. Load Current:** 1.0A (sink) or 20mA (source)  
**Alarm Delay Time:** 0 - 25 secs rising or falling (factory set)  
**Connection:** 4 way Delphi Packard connector  
**Start up Delay:** 1 - 5 secs

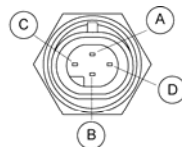
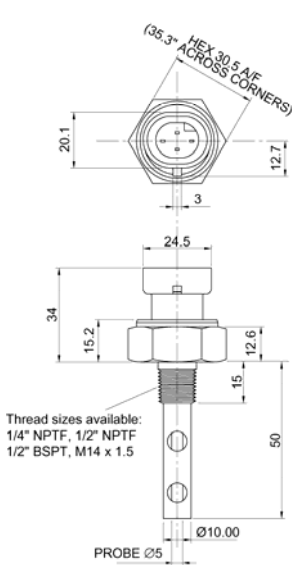
### Fluid Types

Mineral oils, typically used in engines or hydraulic actuators, compatible with Brass, PTFE and NBR rubber

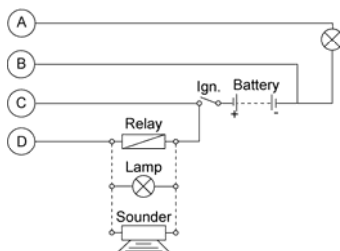
### Environmental Ratings

**Sealing:** IP67  
**Max. pressure:** 5.0 Bar (72 psi)  
**Temp. ranges:** Fluid: -40°C to +130°C  
 Storage: -40°C to +140°C  
**Weight:** 53g  
**EMC:** Type approval to EN ISO 13766:2006

Note: Torque setting on installation should not exceed 22Nm. Unit should be tightened with a 31mm ring spanner or 31mm



A: Output 2 Source 5V or V+  
 B: GND Negative power supply or GND  
 C: V+ Positive power supply  
 D: Output 1 Transistor switched to GND (Sink)  
 Body Not connected



### Construction

**Body:** Brass  
**Probe:** PTFE  
**Terminals:** SAE CA210Brass, Tin Plated  
**Seals:** NBR rubber  
**Connector:** 30% Glass Filled Nylon 6



### Connections

See diagram below  
 Note: Outputs are factory selectable and dual outputs on output 1 are available on request.

### Vibration (15.3 grms)

3 orthoganol planes for 3 hours per plane

Frequency (Hz)	G2/Hz
24	0.4
60	0.5
100	0.5
240	0.1
2000	0.1

Testing performed in accordance with BSEN 60068-2-64:1993

### Optional accessories:

Mating connector kit to suit harness wire cross sectional area of 0.8 to 1.0mm<sup>2</sup> and sleeve Ø1.60 to 2.15mm:

**Our Part no** C/K1  
**Description** Connector kit comprising of:  
 Crimp Terminals (x4)  
 Cable seals (x4)  
 Cavity plug (x1)  
 Connector assembly 4 way (x1)  
 TPA lock (x1)

From the Packard Metri-Pack 150 series of connectors.

Berrington Road | Leamington Spa | Warwickshire CV31 1NB | UK

Tel: +44 (0)1926 466700 | Fax: +44 (0)1926 450473 | www.fozmula.com

[www.fozmula.com](http://www.fozmula.com)

E. & O. E. © Fozmula Limited. June 2008 Issue No. 2

Since the suitability of these products depends upon a wide range of factors not in our control, Fozmula Limited expects and understands that you will conduct the testing and evaluation necessary to determine that these products are suitable for your application. Whilst every effort is made to ensure the above details are correct at the time of printing, Fozmula Limited reserves the right to make material changes, and or technical changes without notification.